

# W!NDOZ

by Roberge

## A WINDOW THAT GETS THE JOB DONE!

Discover the W!NDOZ product line! These windows are specially designed to meet your budget requirements without compromising the high quality of the product! With a modern design and a mat white colour that will blend in with any decor, W!NDOZ is the window you need. Our product sheet allows you to see all features and options in a single glance.

Choose your options and fill out the Price Request Form at the back to quickly receive a quote that can easily be turned into an order. All this in no time!


## FEATURES

✓ **Style:**  
Modern

✓ **Screen**

✓ **Colour:**  
Mat white

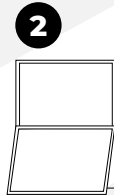
## OUR MODELS



### CASEMENT

**Maximum height:**  
72"

**Maximum width:**  
1 section: 36"  
2 sections: 71 3/16"  
3 sections: 96"  
1 and 2 sections + fixed: 96"



### AWNING

**Maximum height:**  
1 and 2 sections: 42"  
Others: 84"

**Maximum width:**  
1 section: 59"  
2 sections: 118 1/8"  
1 section + 1 fixed: 59"  
2 sections + 2 fixed: 118 1/8"  
2 sections + fixed: 118 1/8"



### FIXED

**Maximum height:** 72"

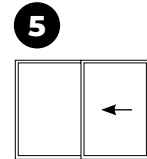
**Maximum width:**  
1 section: 78"  
2 and 3 sections: 96"



### SINGLE HUNG

**Maximum height:** 63"

**Maximum width:**  
1 section: 40"  
2 sections: 80"  
1 and 2 sections + fixed: 96"



### SINGLE SLIDER

**Maximum height:**  
1 section: 44"  
1 and 2 sections + combined: 96"

**Maximum width:**  
1 section: 63"  
1 section + combined: 63"  
2 sections + combined: 96"

**6** Angular irregular shapes also available upon request  
**Maximum height:** 72" · **Maximum width:** 96"

## ADDITIONAL OPTIONS (\$)

- **Triple Pane**  
Available on casement, awning, and fixed
- **Brickmould 1 1/8"**  
Available on all models
- **Machining**  
Available on all models
- **Grill**  
Available on all models
- **Jamb Extension**  
Wood covered with PVC 5 5/8"  
Wood covered with PVC 9 1/4"  
100% PVC 5 3/4" (available on casement, awning, and fixed only)



W!NDOZ.CA

PRICE REQUEST FORM

Name and contact information:



A WINDOW THAT  
GETS THE JOB DONE!

Please enter your choices in the appropriate boxes.

Window	#1	#2	#3	#4	#5	#6
<b>Model Choice*</b> ① Casement ② Awning ③ Fixed ④ Hung ⑤ Slider ⑥ Irregular shape						
<b>Dimensions</b> (Width x height in inches)	W: H:	W: H:	W: H:	W: H:	W: H:	W: H:
<b>Desired Quantity</b>						
OPTIONS (CHECK YOUR DESIRED FEATURES)						
<b>Triple Pane:</b> For casement, awning, and fixed only	<input type="checkbox"/>	<input type="checkbox"/>	<input type="checkbox"/>	<input type="checkbox"/>	<input type="checkbox"/>	<input type="checkbox"/>
<b>Brickmould 1 1/8"</b>	<input type="checkbox"/>	<input type="checkbox"/>	<input type="checkbox"/>	<input type="checkbox"/>	<input type="checkbox"/>	<input type="checkbox"/>
<b>Grill</b> If so, drawing reference at the bottom	<input type="checkbox"/>	<input type="checkbox"/>	<input type="checkbox"/>	<input type="checkbox"/>	<input type="checkbox"/>	<input type="checkbox"/>
<b>Jamb Extension</b> A: Wood/PVC 5 5/8" B: Wood/PVC 9 1/4" C: 100% PVC 5 3/4" (available on casement, awning, and fixed only)	<input type="checkbox"/>	<input type="checkbox"/>	<input type="checkbox"/>	<input type="checkbox"/>	<input type="checkbox"/>	<input type="checkbox"/>
<b>Draw your window**</b>						

\* If you have identical windows with different opening directions, please consider them as separate windows.  
\*\* A sales adviser will contact you to confirm the opening direction and the number of sections of your windows.

Submit this completed form to the sales adviser for finalization of your evaluation.